



NSW Government Legal Services Panel

Annual Report

1 July 2017 – 30 June 2018



October 2018

Contents

1	AIM OF THE NSW GOVERNMENT LEGAL SERVICES PANEL	3
2	PANEL FOCUS FOR FY2018/2019	3
3	EXECUTIVE SUMMARY	4
4	TOTAL LEGAL PANEL BILLINGS	5
5	LEGAL PANEL BILLINGS BY SUB PANEL.....	5
6	LEGAL PANEL BILLINGS BY CLUSTER.....	6
7	LEGAL PANEL BILLINGS BY FIRM SIZE.....	6
8	TOP TEN FIRMS BY SUB PANEL – LEGAL BILLINGS	7
8.1	MAJOR TRANSACTIONS	7
8.2	COMMERCIAL.....	7
8.3	PLANNING, PROPERTY AND ENVIRONMENTAL.....	8
8.4	EMPLOYMENT, WORK HEALTH AND SAFETY	8
8.5	GOVERNMENT, REGULATORY AND ADMINISTRATIVE.....	9
8.6	LITIGATION AND INQUIRIES	9
9	COUNSEL BRIEFED IN FY17/18.....	10
10	PRO BONO.....	11
11	SATISFACTION SURVEY.....	12
12	LEGAL PANEL BILLINGS BY AGENCY	13

1 Aim of the NSW Government Legal Services Panel

The NSW Government Legal Services Panel commenced on 1 July 2016 and is one of the initiatives from the Government Procurement Benefits Program to drive value for money and create efficiencies by utilising the combined scale of the NSW Government.

During FY2017/2018 the panel comprised of 42 law firms across 35 distinct areas of law, and continued to demonstrate benefits through:

1. Improved legal panel rates
2. Volume discounts
3. Value added services
4. Streamlining of legal procurement

The Panel has been established on a non-exclusive basis and each Agency remains responsible for procuring its own legal services. This report therefore does not include legal engagements briefed outside the panel. A copy of the Panel Rules and Off Panel Guidelines can be found [here](#)

2 Panel Focus for FY2018/2019

The NSW Government Legal Services Panel will continue to focus on achieving value for money in the procurement of legal services and the utilisation of value added services.

The panel manager has introduced changes in order to simplify the reporting templates that panel firms are required to submit. Also, to support the NSW Government Equitable Briefing Policy, changes to the reporting requirements in relation to counsel briefed have been introduced. This information will provide greater visibility of equitable briefing practices for engagements under the panel.

The panel acknowledges the contributions of panel firms in providing pro bono legal services to the community and welcomes this focus continuing during FY2018/2019.

3 Executive Summary

- Total legal panel billings during FY2017/2018 were \$151.4m.¹
- The majority of billings were associated with the Transport and Infrastructure cluster (\$97.2m), followed by the Industry (\$9.2m) and Health (\$8.9m) clusters.
- The sub panels with the highest proportion of billings were Major Transactions (\$58.3m), followed by Planning, Property and Environmental Law (\$37.1m) and Commercial (\$28.1m).
- The top three legal firms in each sub panel based on proportion of panel billings were:
 - **Major Transactions:** Ashurst, Clayton Utz and King & Wood Mallesons
 - **Commercial:** Clayton Utz, Minter Ellison and Hicksons
 - **Planning, Property and Environmental:** Clayton Utz, Ashurst Australia and Henry Davis York (based on billings prior to the merger with Norton Rose Fulbright)
 - **Employment, Work Health and Safety:** Lander & Rogers, Bartier Perry and Henry Davis York (based on billings prior to the merger with Norton Rose Fulbright)
 - **Government, Regulatory and Administrative:** Crown Solicitor's Office, Clayton Utz and Hunt & Hunt Lawyers
 - **Litigation and Inquiries:** Clayton Utz, Norton Rose Fulbright and Henry Davis York (based on billings prior to the merger with Norton Rose Fulbright)
- Total panel counsel briefings during FY2017/2018 were \$6.65m, including \$5.5m (83%) of briefings to male counsel and \$1.15m (17%) of briefings to female counsel.
- When comparing the current barristers within NSW² to the FY2017/2018 counsel billings (\$), female senior counsel represented 11% of all senior counsel and 13% of all senior counsel billings (\$). Female junior counsel represented 25% of all junior counsel and 20% of all junior counsel billings (\$).³
- Panel firms provided an average of 29 hours of pro bono services per lawyer, equating to 379,687 hours of pro bono services.
- Satisfaction surveys were conducted during the second year of the panel, resulting in an average satisfaction score of 82, a slight increase from last year's average score of 81.

¹ All billings referred to within this report are exclusive of GST.

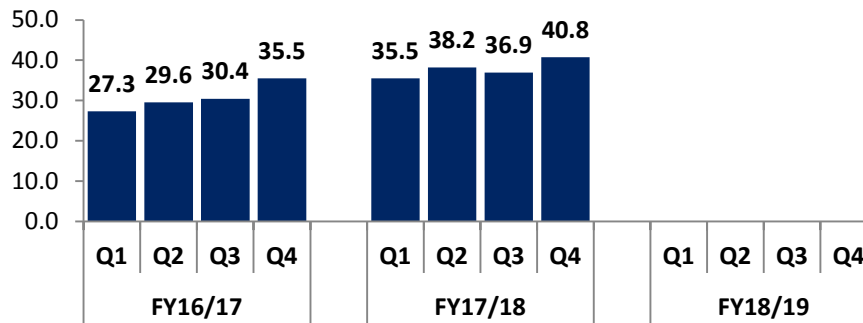
² NSW Bar Association (<https://www.nswbar.asn.au/the-bar-association/statistics>) as at 31 August 2018.

³ Briefing information is based on the information provided by panel firms for indirect briefings and does not represent direct briefing practices of NSW Government Agencies.

4 Total Legal Panel Billings

The total legal panel billings for FY2017/2018 were \$151.4m ex GST, compared to \$122.8m in the prior financial year.⁴

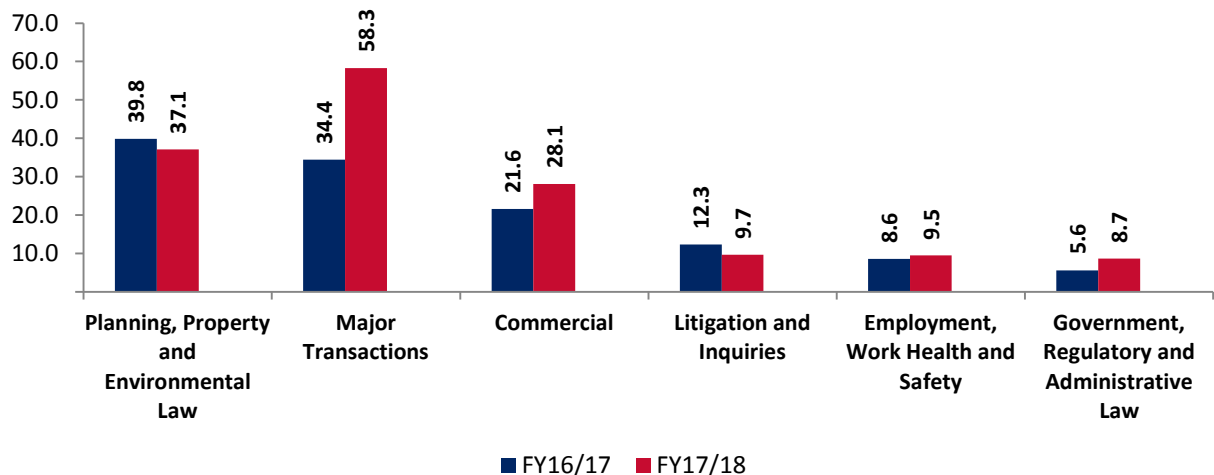
Figure 1: Total Panel Billings (\$m) by Financial Year and Quarter



5 Legal Panel Billings by Sub Panel

During FY2017/2018 Major Transaction related legal matters represented \$58.3m, followed by Planning, Property and Environmental Law (\$37.1m), Commercial (\$28.1m), Litigation and Inquiries (\$9.7m), Employment, Work Health and Safety (\$9.5m) and Government, Regulatory and Administrative Law (\$8.7m).⁵

Figure 2: Total Panel Billings (\$m) by Sub Panel and Financial Year



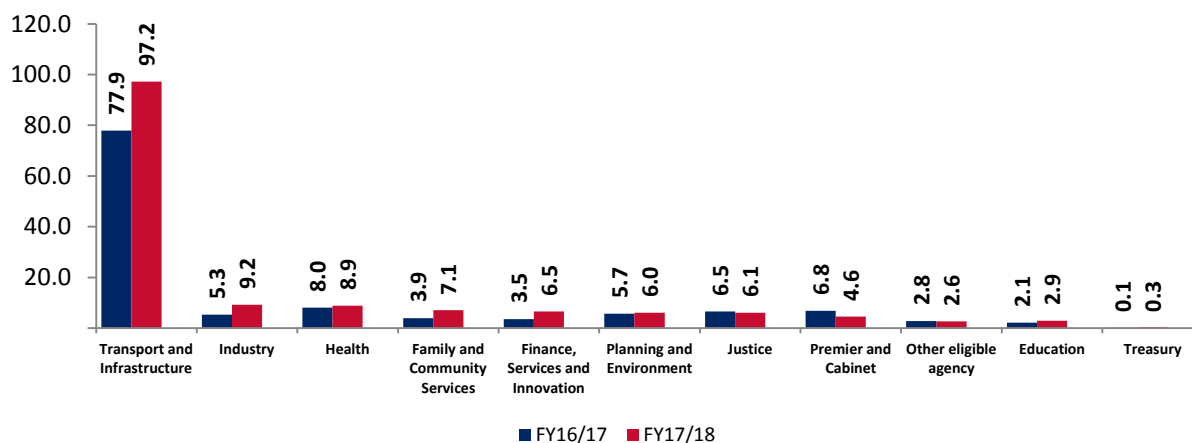
⁴ FY2016/2017 Total Legal Panel Billings adjusted from \$123.4 to \$122.8m due to resubmissions and reclassification of Panel Firm billings.

⁵ Due to a reclassification of matters from Planning, Property and Environmental Law to Major Transactions, the FY2016/2017 Legal Panel Billings for these Sub Panels have been adjusted accordingly.

6 Legal Panel Billings by Cluster

Transport and Infrastructure (\$97.2m) made up the majority of legal panel billings during FY2017/2018, followed by Industry (\$9.2m), Health (\$8.9m), Family and Community Services (\$7.1m) and Finance, Services and Innovation (\$6.5m).

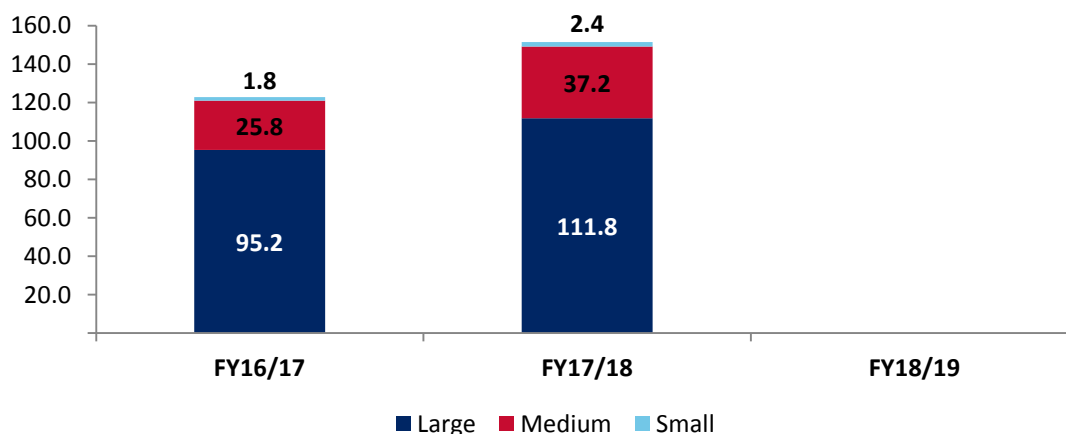
Figure 3: Total Panel Billings (\$m) by Cluster and Financial Year



7 Legal Panel Billings by Firm Size

FY2017/2018 Panel Billings for large firms represented \$111.8m (an increase of 17.4% from FY16/17), followed by medium sized law firms with \$37.2m (an increase of 44.2% from FY16/17) and small law firms with \$2.4m (an increase of 33.3% from FY16/17).

Figure 4: Total Panel Billings (\$m) by Firm Size



8 Top Ten Firms by Sub Panel – Legal Billings

8.1 Major Transactions

Table 1: Top Ten Legal Firms based on Total Panel Billings (Sub Panel 1 – Major Transactions)

Rank	Legal Firm
1	Ashurst Australia
2	Clayton Utz
3	King & Wood Mallesons
4	Minter Ellison
5	DLA Piper Australia
6	Gilbert + Tobin
7	Herbert Smith Freehills
8	Colin Biggers & Paisley
9	Norton Rose Fulbright
10	HWL Ebsworth Lawyers

8.2 Commercial

Table 2: Top Ten Legal Firms based on Total Panel Billings (Sub Panel 2 – Commercial)

Rank	Legal Firm
1	Clayton Utz
2	Minter Ellison
3	Hicksons
4	Gilbert + Tobin
5	Maddocks
6	HWL Ebsworth Lawyers
7	Herbert Smith Freehills
8	Henry Davis York
9	Norton Rose Fulbright
10	Thomson Geer

8.3 Planning, Property and Environmental

Table 3: Top Ten Legal Firms based on Total Panel Billings (Sub Panel 3 – Planning, Property and Environmental)

Rank	Legal Firm
1	Clayton Utz
2	Ashurst Australia
3	Henry Davis York
4	Norton Rose Fulbright
5	Hunt & Hunt Lawyers
6	Corrs Chambers Westgarth
7	Herbert Smith Freehills
8	Minter Ellison
9	Maddocks
10	HWL Ebsworth Lawyers

8.4 Employment, Work Health and Safety

Table 4: Top Ten Legal Firms based on Total Panel Billings (Sub Panel 4 – Employment, Work Health and Safety)

Rank	Legal Firm
1	Lander & Rogers
2	Bartier Perry
3	Henry Davis York
4	Maddocks
5	K & L Gates
6	Hicksons
7	Ashurst Australia
8	Sparke Helmore
9	Workdynamic Australia
10	Clayton Utz

8.5 Government, Regulatory and Administrative

Table 5: Top Ten Legal Firms based on Total Panel Billings (Sub Panel 5 – Government, Regulatory and Administrative)

Rank	Legal Firm
1	Crown Solicitor's Office
2	Clayton Utz
3	Hunt & Hunt Lawyers
4	Smythe Wozniak Lawyers
5	Sparke Helmore
6	Maddocks
7	Henry Davis York
8	Lindsay Taylor Lawyers
9	HWL Ebsworth Lawyers
10	Ashurst Australia

8.6 Litigation and Inquiries

Table 6: Top Ten Legal Firms based on Total Panel Billings (Sub Panel 6 – Litigation and Inquiries)

Rank	Legal Firm
1	Clayton Utz
2	Norton Rose Fulbright
3	Henry Davis York
4	Ashurst Australia
5	Maddocks
6	Crown Solicitor's Office
7	Curwoods Lawyers
8	Makinson d'Apice Lawyers
9	Sparke Helmore
10	McCabes Lawyers

9 Counsel Briefed in FY17/18

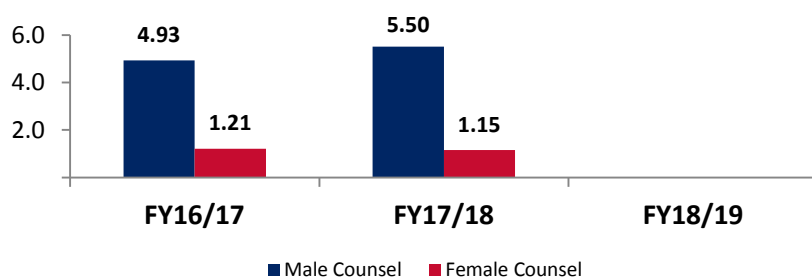
The NSW Government recognises the need for equity in briefing practices. Government agencies are required to consider female barristers and ensure an equitable distribution of work to both male and female barristers.

The Equitable Briefing Policy⁶ is designed to promote opportunities for women at the Bar. It is founded on equity principles. Under the Policy, when government agencies engage barristers or advocates, they are to take reasonable endeavours to:

- Identify female counsel in the relevant practice area
- Genuinely consider engaging female counsel
- Monitor and review the engagement of female counsel, and
- Report annually on the nature and rate of female counsel engaged.

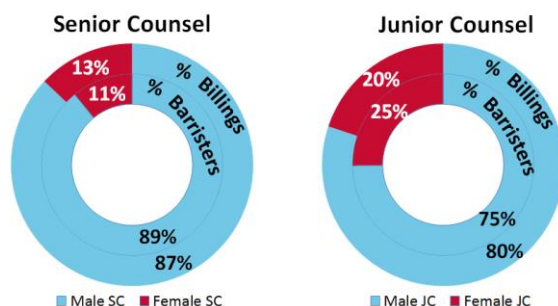
Total panel counsel briefings during FY2017/2018 were \$6.65m, including \$5.5m (83%) of briefings to male counsel and \$1.15m (17%) of briefings to female counsel.

Figure 5: Legal Counsel Indirect Briefings (\$m) by Gender and Financial Year



When comparing the current barristers within NSW⁷ to the FY2017/2018 counsel billings (\$), female senior counsel represented 11% of all senior counsel and 13% of all senior counsel billings (\$). Female junior counsel represented 25% of all junior counsel and 20% of all junior counsel billings (\$).⁸

Figure 6: Legal Counsel Indirect Briefings \$ (%) compared to NSW Barristers (%)



⁶ <https://www.justice.nsw.gov.au/legal-services-coordination/Documents/nsw-equitable-briefing-policy.pdf>

⁷ NSW Bar Association (<https://www.nswbar.asn.au/the-bar-association/statistics>) as at 31 August 2018.

⁸ Briefing information is based on the information provided by panel firms for indirect briefings and does not represent direct briefing practices of NSW Government Agencies.

10 Pro Bono

Under the NSW Government Legal Services Panel Deed, mid-size to large-size law firms undertake to use their best endeavours to meet the National Pro Bono Target of 35 hours of pro bono work per lawyer per year.

The NSW Government Legal Services Panel is pleased to acknowledge the continued contribution of panel law firms in providing pro bono legal services within the community. During FY2017/2018 panel firms provided an average of 29 hours of pro bono services per lawyer, equating to 379,687 hours of pro bono services.[^] A total of 28 firms indicated that they were a signatory to the National Pro Bono target, with 14 firms exceeding this target during FY2017/2018.

Table 7: Pro Bono Hours Per Lawyer by Firm and Financial Year

Legal Firm	Pro Bono Hours Per Lawyer FY2017/2018
Salvos Legal [^]	911.1
Craddock Murray Neumann	75.2
DLA Piper	53.5
Gilbert + Tobin	51.5
Clayton Utz	50.3
Mills Oakley	45.8
Allens	44.6
Herbert Smith Freehills	43.4
Colin Biggers & Paisley	42.7
Baker McKenzie	41.6
Ashurst	41.1
Lander & Rogers	41.0
MinterEllison	37.0
Sparke Helmore Lawyers	35.2
Corrs Chambers Westgarth	34.9
King & Wood Mallesons	34.6
Cashare	33.3
Norton Rose Fulbright	29.5
Maddocks	29.1
Holding Redlich	27.6
K&L Gates	24.7
McCullough Robertson	21.0
McCabes Lawyers	20.3
Wotton + Kearney	15.3
Hunt & Hunt (NSW)	13.0
HWL Ebsworth Lawyers	11.5
Curwoods Lawyers	11.3
Moray & Agnew	11.3

[^] Salvos Legal are excluded from average hours per lawyer, but included in total hours.

Hicksons	10.7
Makinson d'Apice Lawyers	10.5
Bartier Perry	10.3
Workdynamic Australia	9.8
Gillis Delaney	7.0
Thomson Geer	6.1
Gair Legal	3.0

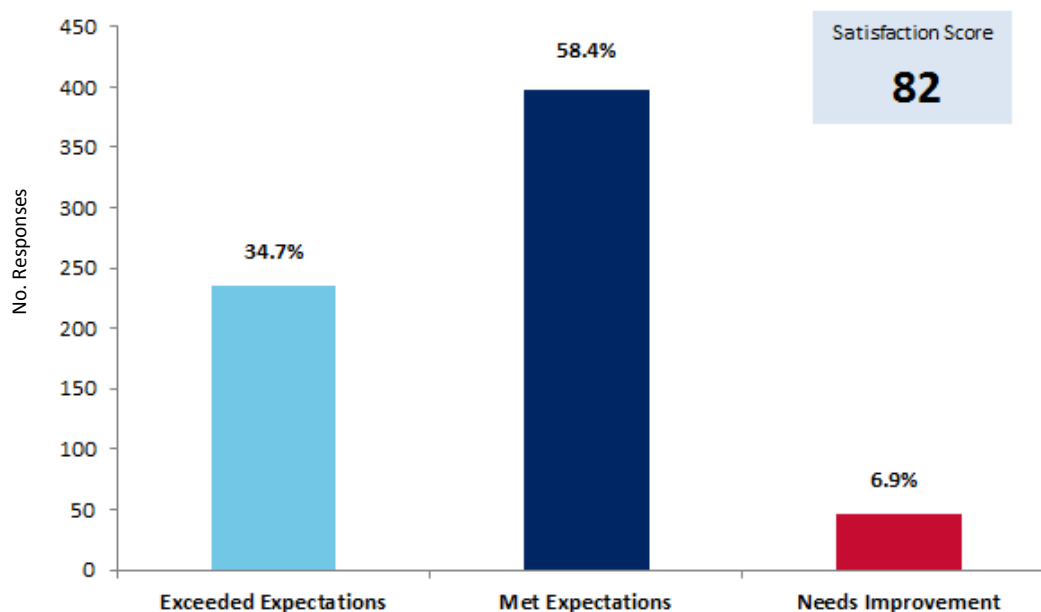
11 Satisfaction Survey

Satisfaction surveys of lawyers across Government who have used the panel were conducted during FY2017/2018, resulting in an average satisfaction score of 82, a slight increase on last year's score of 81.

- 236 responses indicated 33 firms exceeded expectations (34.7%)
- 397 responses indicated 36 firms met expectations (58.4%)
- 47 responses indicated 18 firms needed improvement (6.9%)

Feedback collected through the satisfaction survey is provided to panel firms in order to highlight opportunities for improvement and acknowledge areas where performance has exceeded expectations.

Figure 7: Overall Satisfaction Score



12 Legal Panel Billings by Agency

Table 8: Total Panel Billings (\$m) by Agency and Sub Panel

Agency Name	Total Legal Panel Billings FY17/18
Transport and Infrastructure	\$97,235,687
<i>Transport and Infrastructure - Transport for NSW</i>	<i>\$55,165,544</i>
Major Transactions	\$43,295,648
Commercial	\$5,705,568
Planning, Property and Environmental Law	\$4,423,329
Employment, Work Health and Safety	\$348,689
Government, Regulatory and Administrative Law	\$1,285,766
Litigation and Inquiries	\$106,544
<i>Transport and Infrastructure - Roads and Maritime Services</i>	<i>\$33,266,284</i>
Major Transactions	\$6,892,723
Commercial	\$3,857,506
Planning, Property and Environmental Law	\$19,851,426
Employment, Work Health and Safety	\$640,853
Government, Regulatory and Administrative Law	\$1,506,895
Litigation and Inquiries	\$509,945
Other	\$6,935
<i>Transport and Infrastructure - Sydney Trains</i>	<i>\$6,741,624</i>
Major Transactions	\$465,105
Commercial	\$1,988,101
Planning, Property and Environmental Law	\$1,918,520
Employment, Work Health and Safety	\$1,570,287
Government, Regulatory and Administrative Law	\$82,432
Litigation and Inquiries	\$702,745
Other	\$14,433
<i>Transport and Infrastructure - Rail Corporation New South Wales</i>	<i>\$948,472</i>
Commercial	\$5,559
Planning, Property and Environmental Law	\$673,088
Employment, Work Health and Safety	\$8,056
Litigation and Inquiries	\$261,769
<i>Transport and Infrastructure - NSW Trains</i>	<i>\$477,116</i>
Commercial	\$15,000
Planning, Property and Environmental Law	\$16,627
Employment, Work Health and Safety	\$427,653
Litigation and Inquiries	\$17,836

<i>Transport and Infrastructure - Port Authority of New South Wales</i>	\$435,083
Major Transactions	\$4,158
Commercial	\$66,710
Planning, Property and Environmental Law	\$186,812
Employment, Work Health and Safety	\$150,191
Government, Regulatory and Administrative Law	\$27,212
<i>Transport and Infrastructure - State Transit Authority</i>	\$155,980
Commercial	\$2,520
Planning, Property and Environmental Law	\$2,342
Employment, Work Health and Safety	\$133,931
Government, Regulatory and Administrative Law	\$14,737
Litigation and Inquiries	\$2,450
<i>Transport and Infrastructure - Sydney Ferries</i>	\$27,712
Employment, Work Health and Safety	\$8,404
Litigation and Inquiries	\$19,307
<i>Transport and Infrastructure - Office of Transport Safety Investigations</i>	\$14,305
Employment, Work Health and Safety	\$14,305
<i>Transport and Infrastructure - Department of Transport</i>	\$3,568
Planning, Property and Environmental Law	\$3,568
Industry	\$9,183,461
<i>Industry - Department of Industry</i>	\$5,878,230
Major Transactions	\$229,601
Commercial	\$1,120,362
Planning, Property and Environmental Law	\$588,435
Employment, Work Health and Safety	\$506,810
Government, Regulatory and Administrative Law	\$829,950
Litigation and Inquiries	\$2,603,071
<i>Industry - TAFE NSW</i>	\$1,188,267
Major Transactions	\$17,650
Commercial	\$533,265
Planning, Property and Environmental Law	\$189,351
Employment, Work Health and Safety	\$114,376
Government, Regulatory and Administrative Law	\$82,516
Litigation and Inquiries	\$251,109
<i>Industry - Venues NSW</i>	\$525,033
Major Transactions	\$426,009
Commercial	\$78,533
Planning, Property and Environmental Law	\$12,424
Litigation and Inquiries	\$8,067
<i>Industry - Sydney Cricket and Sports Ground Trust</i>	\$464,509
Commercial	\$378,333
Planning, Property and Environmental Law	\$48,431

Employment, Work Health and Safety	\$37,746
Industry - Sydney Olympic Park Authority	\$271,909
Commercial	\$23,428
Planning, Property and Environmental Law	\$248,481
Industry - Office of Sport	\$245,109
Major Transactions	\$52,194
Government, Regulatory and Administrative Law	\$192,915
Industry - Greyhound Racing NSW	\$237,819
Commercial	\$237,819
Industry - Independent Liquor and Gaming Authority	\$123,504
Employment, Work Health and Safety	\$4,870
Government, Regulatory and Administrative Law	\$118,634
Industry - NSW Food Authority	\$118,641
Employment, Work Health and Safety	\$7,587
Government, Regulatory and Administrative Law	\$111,054
Industry - Destination NSW	\$105,672
Employment, Work Health and Safety	\$28,807
Litigation and Inquiries	\$38,597
Other	\$38,268
Industry - Local Land Services	\$12,779
Commercial	\$12,779
Industry - Department of Primary Industries	\$7,611
Commercial	\$7,611
Industry - NSW Chief Scientist and Engineer	\$2,422
Commercial	\$2,422
Industry - NSW Rural Assistance Authority	\$1,955
Litigation and Inquiries	\$1,955
Health	\$8,876,229
Health - Local Health Districts / Specialty Health Networks	\$5,808,101
Major Transactions	\$127,902
Commercial	\$316,973
Planning, Property and Environmental Law	\$44,391
Employment, Work Health and Safety	\$2,021,910
Government, Regulatory and Administrative Law	\$6,948
Litigation and Inquiries	\$3,289,976
Health - Health Infrastructure - a Unit of HAC	\$1,294,460
Major Transactions	\$4,050
Commercial	\$609,845
Planning, Property and Environmental Law	\$680,564
Health - HealthShare - a Unit of HAC	\$852,100
Major Transactions	\$802,585
Commercial	\$41,731

Employment, Work Health and Safety	\$7,784
Health - Ministry of Health	\$615,414
Major Transactions	\$54,482
Commercial	\$266,470
Planning, Property and Environmental Law	\$45,271
Employment, Work Health and Safety	\$229,886
Government, Regulatory and Administrative Law	\$19,305
Health - Ambulance Service - a Unit of HAC	\$161,336
Commercial	\$45,455
Employment, Work Health and Safety	\$115,881
Health - NSW Health Pathology - a Unit of HAC	\$81,343
Major Transactions	\$5,403
Employment, Work Health and Safety	\$75,940
Health - e-Health NSW - a Unit of HAC	\$39,226
Commercial	\$39,226
Health - Mental Health Commission	\$12,400
Commercial	\$4,923
Employment, Work Health and Safety	\$7,477
Health - Health Professional Councils Authority - a Unit of HAC	\$7,324
Employment, Work Health and Safety	\$7,324
Health - Agency for Clinical Innovation	\$3,000
Employment, Work Health and Safety	\$3,000
Health - Health Administration Corporation	\$1,526
Planning, Property and Environmental Law	\$1,526
Family and Community Services	\$7,052,126
Family and Community Services - New South Wales Land and Housing Corporation	\$4,738,230
Major Transactions	\$867,817
Commercial	\$2,212,055
Planning, Property and Environmental Law	\$1,171,166
Employment, Work Health and Safety	\$199,343
Government, Regulatory and Administrative Law	\$160,763
Litigation and Inquiries	\$122,479
Other	\$4,608
Family and Community Services - Department of Family and Community Services	\$2,307,332
Major Transactions	\$511,988
Commercial	\$1,039,724
Planning, Property and Environmental Law	\$2,760
Employment, Work Health and Safety	\$55,907
Government, Regulatory and Administrative Law	\$290,705
Litigation and Inquiries	\$406,248
Family and Community Services - Advocate for Children and Young People	\$5,808
Planning, Property and Environmental Law	\$5,808
Family and Community Services - Multicultural NSW	\$756
Commercial	\$756

Finance, Services and Innovation	\$6,542,412
<i>DFSI - Dept of Finance, Services and Innovation</i>	<i>\$2,429,979</i>
Major Transactions	\$529,843
Commercial	\$1,335,291
Planning, Property and Environmental Law	\$57,954
Employment, Work Health and Safety	\$56,064
Government, Regulatory and Administrative Law	\$381,001
Litigation and Inquiries	\$31,826
Other	\$38,000
<i>DFSI - Property NSW</i>	<i>\$1,929,791</i>
Major Transactions	\$9,854
Commercial	\$177,394
Planning, Property and Environmental Law	\$1,660,899
Employment, Work Health and Safety	\$81,643
<i>DFSI - NSW Government Teleco Authority</i>	<i>\$508,763</i>
Major Transactions	\$453,909
Commercial	\$50,760
Planning, Property and Environmental Law	\$4,094
<i>DFSI - Service NSW</i>	<i>\$456,018</i>
Major Transactions	\$16,117
Commercial	\$435,901
Litigation and Inquiries	\$4,000
<i>DFSI - Office of the Registrar General</i>	<i>\$403,307</i>
Major Transactions	\$403,307
<i>DFSI – Place Management</i>	<i>\$404,543</i>
Major Transactions	\$234,161
Commercial	\$132,780
Planning, Property and Environmental Law	\$24,738
Litigation and Inquiries	\$12,863
<i>DFSI - State Insurance Regulatory Authority</i>	<i>\$311,629</i>
Commercial	\$162,459
Government, Regulatory and Administrative Law	\$149,170
<i>DFSI - Waste Assets Management Corporation</i>	<i>\$74,414</i>
Planning, Property and Environmental Law	\$74,414
<i>DFSI - Fair Trading Administration Corporation</i>	<i>\$23,435</i>
Government, Regulatory and Administrative Law	\$23,435
<i>DFSI - SafeWork NSW</i>	<i>\$534</i>
Commercial	\$534
Justice	\$6,104,062
<i>Justice - NSW Police Force</i>	<i>\$4,339,025</i>
Major Transactions	\$30,636
Commercial	\$867,552
Planning, Property and Environmental Law	\$336,235
Employment, Work Health and Safety	\$890,733

Government, Regulatory and Administrative Law	\$1,267,638
Litigation and Inquiries	\$937,106
Other	\$9,126
Justice - NSW Rural Fire Service	\$877,134
Major Transactions	\$19,325
Commercial	\$180,360
Planning, Property and Environmental Law	\$68,157
Employment, Work Health and Safety	\$370,508
Government, Regulatory and Administrative Law	\$124,480
Litigation and Inquiries	\$114,304
Justice - Department of Justice	\$671,683
Major Transactions	\$37,090
Commercial	\$265,183
Employment, Work Health and Safety	\$60,433
Government, Regulatory and Administrative Law	\$308,977
Justice - Legal Aid Commission of NSW	\$137,427
Commercial	\$48,619
Employment, Work Health and Safety	\$88,809
Justice - Fire and Rescue NSW	\$63,025
Commercial	\$40,816
Planning, Property and Environmental Law	\$14,711
Employment, Work Health and Safety	\$7,499
Justice - NSW State Emergency Service	\$11,253
Commercial	\$3,500
Government, Regulatory and Administrative Law	\$7,753
Justice - Information and Privacy Commission	\$4,738
Government, Regulatory and Administrative Law	\$4,738
Justice - New South Wales Crime Commission	-\$224⁹
Government, Regulatory and Administrative Law	-\$224
Planning and Environment	\$6,016,999
Planning and Environment - Department of Planning and Environment	\$2,648,209
Major Transactions	\$41,033
Commercial	\$82,514
Planning, Property and Environmental Law	\$1,302,684
Employment, Work Health and Safety	\$648,791
Government, Regulatory and Administrative Law	\$572,428
Litigation and Inquiries	\$760
Planning and Environment - Environment Protection Authority	\$1,608,015
Commercial	\$1,552,604
Planning, Property and Environmental Law	\$55,411
Planning and Environment - Sydney Opera House Trust	\$686,925
Commercial	\$501,894

⁹ Negative billings due to a credit note issued in relation to an invoice from FY2016/2017.

Planning, Property and Environmental Law	\$86,135
Employment, Work Health and Safety	\$98,895
Planning and Environment - Office of Environment and Heritage	\$288,111
Major Transactions	\$69,594
Commercial	\$28,954
Planning, Property and Environmental Law	\$145,984
Employment, Work Health and Safety	\$3,538
Government, Regulatory and Administrative Law	\$23,266
Litigation and Inquiries	\$16,775
Planning and Environment - Taronga Conservation Society Australia	\$255,971
Commercial	\$248,149
Employment, Work Health and Safety	\$7,822
Planning and Environment - Centennial Park and Moore Park Trust	\$163,363
Major Transactions	\$67,223
Planning, Property and Environmental Law	\$96,140
Planning and Environment - Hunter Development Corporation	\$153,136
Commercial	\$6,577
Planning, Property and Environmental Law	\$146,559
Planning and Environment - Zoological Parks Board of New South Wales	\$89,269
Commercial	\$79,942
Employment, Work Health and Safety	\$9,326
Planning and Environment - Australian Museum Trust	\$38,317
Commercial	\$8,981
Employment, Work Health and Safety	\$29,336
Planning and Environment - Library Council of NSW	\$25,960
Commercial	\$25,960
Planning and Environment - Royal Botanic Gardens and Domain Trust	\$18,631
Major Transactions	\$10,809
Commercial	\$7,821
Planning and Environment - Art Gallery of New South Wales Trust	\$11,950
Commercial	\$11,950
Planning and Environment - Lord Howe Island Board	\$9,717
Planning, Property and Environmental Law	\$9,717
Planning and Environment - Historic Houses Trust of NSW	\$8,864
Planning, Property and Environmental Law	\$8,864
Planning and Environment - State Library of New South Wales	\$4,660
Commercial	\$4,660
Planning and Environment - Parramatta Park Trust	\$2,053
Planning, Property and Environmental Law	\$2,053
Planning and Environment - Minister Administering the Environmental Planning and Assessment Act	\$1,794
Planning, Property and Environmental Law	\$1,794
Planning and Environment - Western Sydney Parklands Trust	\$1,400
Planning, Property and Environmental Law	\$1,400

Planning and Environment - Museum of Applied Arts and Sciences	\$655
Employment, Work Health and Safety	\$655
Premier and Cabinet	\$4,568,186
Premier and Cabinet - Barangaroo Delivery Authority	\$2,546,113
Major Transactions	\$1,134,237
Commercial	\$66,074
Planning, Property and Environmental Law	\$1,345,803
Premier and Cabinet - Independent Pricing and Regulatory Tribunal	\$679,018
Commercial	\$375,396
Planning, Property and Environmental Law	\$120,839
Government, Regulatory and Administrative Law	\$182,783
Premier and Cabinet - UrbanGrowth NSW Development Corporation	\$600,168
Major Transactions	\$421,206
Commercial	\$104,750
Planning, Property and Environmental Law	\$65,669
Employment, Work Health and Safety	\$6,061
Litigation and Inquiries	\$2,483
Premier and Cabinet - Infrastructure NSW	\$438,329
Major Transactions	\$246,180
Employment, Work Health and Safety	\$16,148
Government, Regulatory and Administrative Law	\$176,001
Premier and Cabinet - Landcom / Landcom (trading as UrbanGrowth NSW)	\$110,079
Major Transactions	\$74,513
Planning, Property and Environmental Law	\$108
Employment, Work Health and Safety	\$35,458
Premier and Cabinet - Ombudsman's Office	\$61,809
Litigation and Inquiries	\$61,809
Other eligible agency - Public Service Commission	\$59,180
Government, Regulatory and Administrative Law	\$59,180
Premier and Cabinet - Audit Office of NSW	\$52,141
Commercial	\$28,774
Government, Regulatory and Administrative Law	\$23,367
Premier and Cabinet - Department of Premier and Cabinet	\$18,785
Major Transactions	\$18,785
Premier and Cabinet - Independent Commission Against Corruption	\$2,564
Major Transactions	\$1,665
Litigation and Inquiries	\$899
Education	\$2,902,357
Education - Department of Education	\$2,849,069
Major Transactions	\$80,244
Commercial	\$1,783,056
Planning, Property and Environmental Law	\$393,050
Employment, Work Health and Safety	\$64,937
Government, Regulatory and Administrative Law	\$466,962

Litigation and Inquiries	\$14,016
Other	\$46,804
Education - Board of Studies, Teaching and Educational Standards	\$53,288
Employment, Work Health and Safety	\$53,288
Other eligible agency	\$2,591,278
Other Eligible Agency - Councils - City of Parramatta Council	\$924,116
Major Transactions	\$570,069
Planning, Property and Environmental Law	\$329,739
Government, Regulatory and Administrative Law	\$24,308
Other eligible agency - Other eligible agency	\$823,083
Major Transactions	\$20,237
Commercial	\$490,603
Planning, Property and Environmental Law	\$140,454
Employment, Work Health and Safety	\$27,628
Government, Regulatory and Administrative Law	\$38,150
Litigation and Inquiries	\$106,010
Other Eligible Agency - Universities - Western Sydney University	\$343,024
Planning, Property and Environmental Law	\$343,024
Other Eligible Agency - Universities - University of New South Wales	\$164,929
Commercial	\$164,929
Other Eligible Agency - Universities - Macquarie University	\$151,759
Commercial	\$151,759
Other Eligible Agency - Councils - Liverpool City Council	\$96,856
Planning, Property and Environmental Law	\$96,856
Other eligible agency - Public Service Commission	\$65,039
Commercial	\$4,545
Government, Regulatory and Administrative Law	\$60,494
Other Eligible Agency - Councils - Mid-Coast Council	\$22,473
Planning, Property and Environmental Law	\$22,473
Treasury	\$337,560
Treasury - Insurance and Care NSW	\$307,198
Major Transactions	\$60,313
Commercial	\$7,345
Employment, Work Health and Safety	\$192,264
Government, Regulatory and Administrative Law	\$33,338
Litigation and Inquiries	\$13,939
Treasury - NSW Treasury Corporation (TCorp)	\$30,361
Commercial	\$30,361
Grand Total	\$151,410,357